



Strategic Plan

4 -Year Plan

(2019 – 2024)

Citrus County Schools

Strategic Goals

STUDENT ACHIEVEMENT

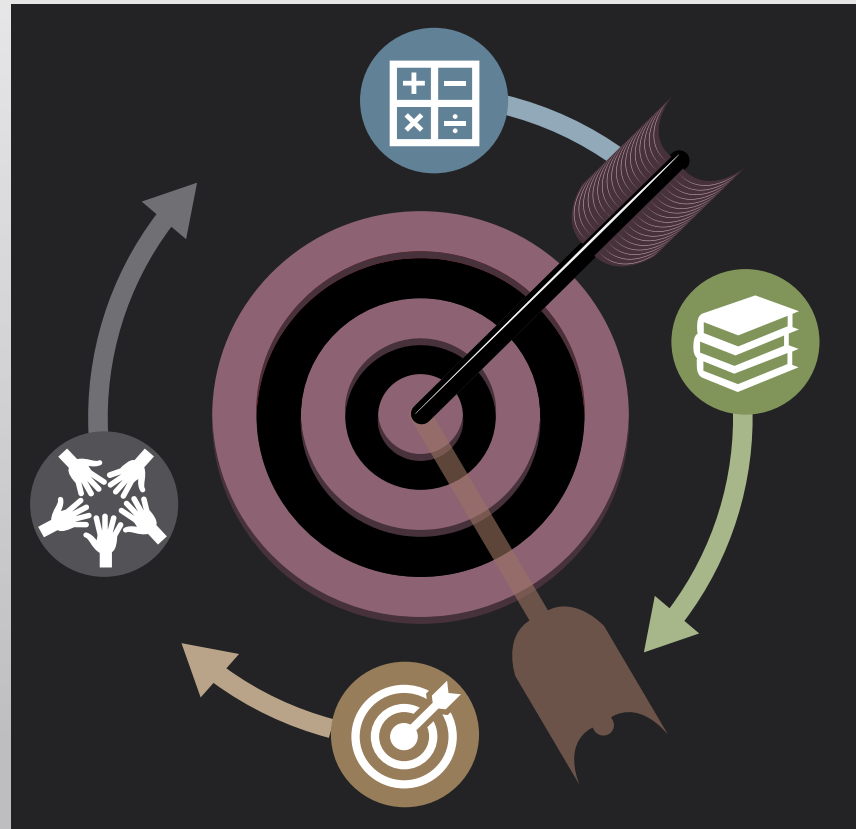
Increase the percent of students achieving grade-level or above grade-level performance.

LEARNING GAINS

Increase the percent of students making learning gains

ACHIEVEMENT GAP

Reduce the achievement gap among students with disabilities, economically disadvantaged students, and minority students.



ACCELERATION & COLLEGE/CAREER READINESS

Increase percent of graduates and middle schoolers who completed one or more accelerated outcomes or certifications

GRADUATION RATE

Increase percent of students graduating with a standard diploma in 4 years

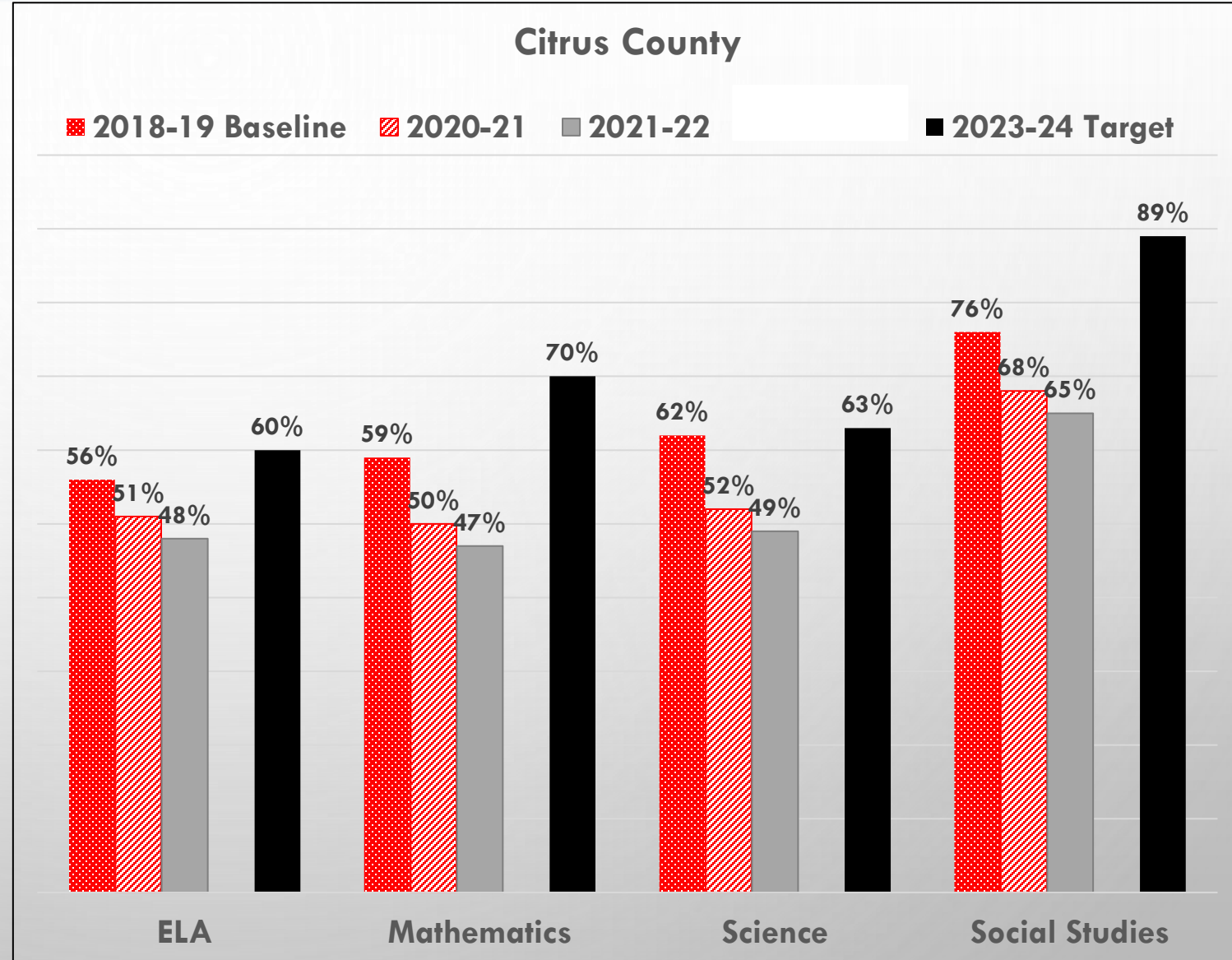
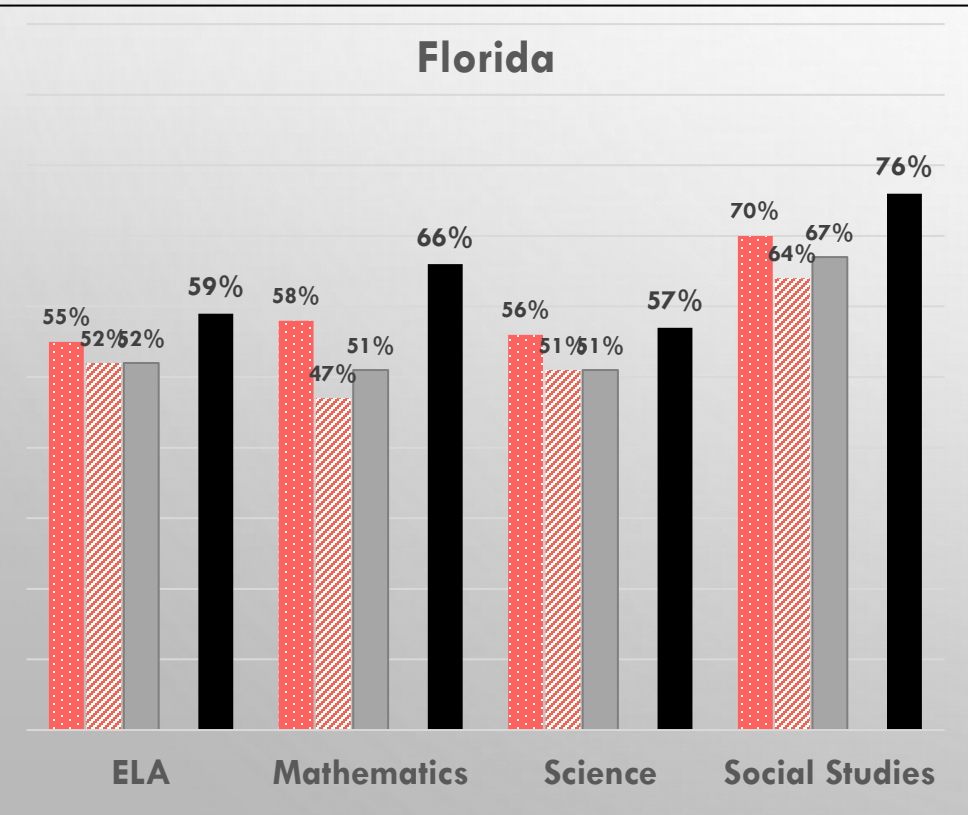
Vision: A community that improves the quality of life through educational opportunities.

Mission: Educate all students through relevant curriculum and experiences for life in an ever-changing world.

GOAL #1: STUDENT ACHIEVEMENT ON FLORIDA ASSESSMENTS

Increase the percent of students achieving grade-level or above performance on state standardized assessments by 2024.

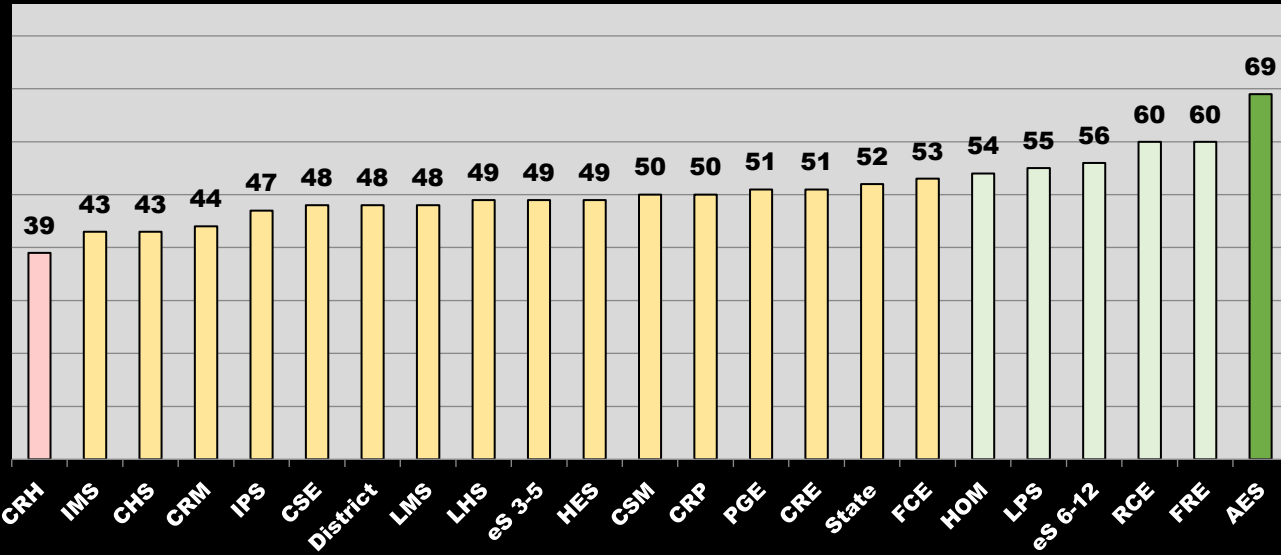
Citrus County's 2024 targets are based on district's historical growth rate from 2015 to 2019. When growth rate is below the State calculation, Citrus County applied the State's 2024 target.



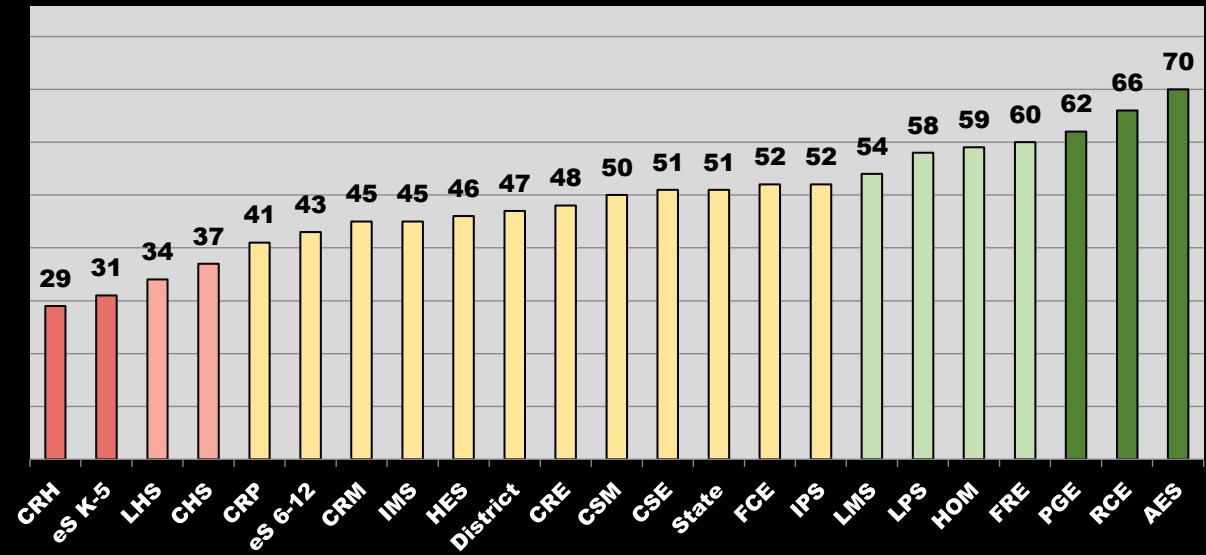
*Pursuant FDOE Emerg Ord No. 2020-EO-1, spring K-12 statewide assessment test administrations for the 2019-20 school year were canceled

ACHIEVEMENT

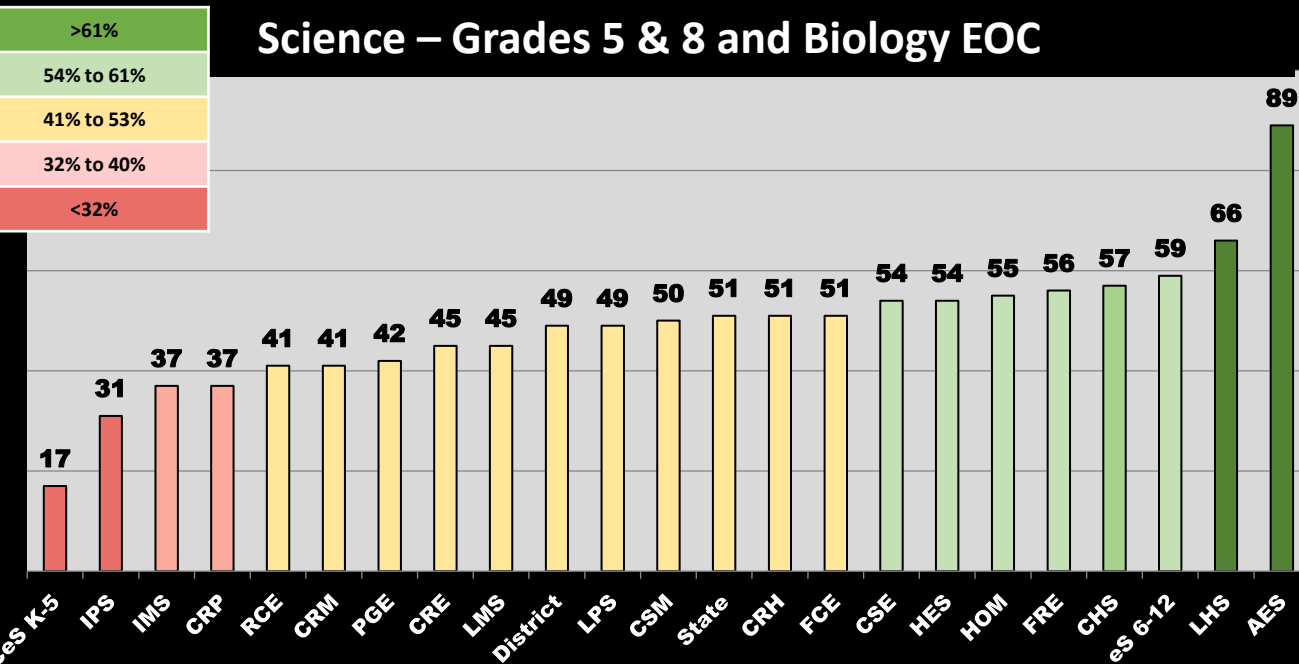
ELA – Grades 3-10



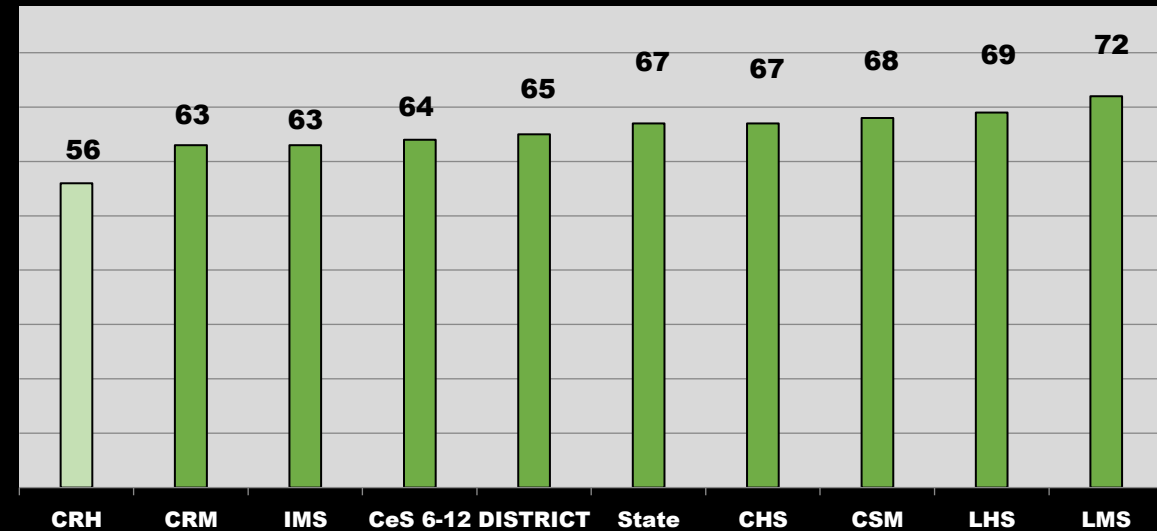
Math – Grades 3-8 & Algebra/ Geometry EOCs



Science – Grades 5 & 8 and Biology EOC



Social Studies – Civics & US History EOC



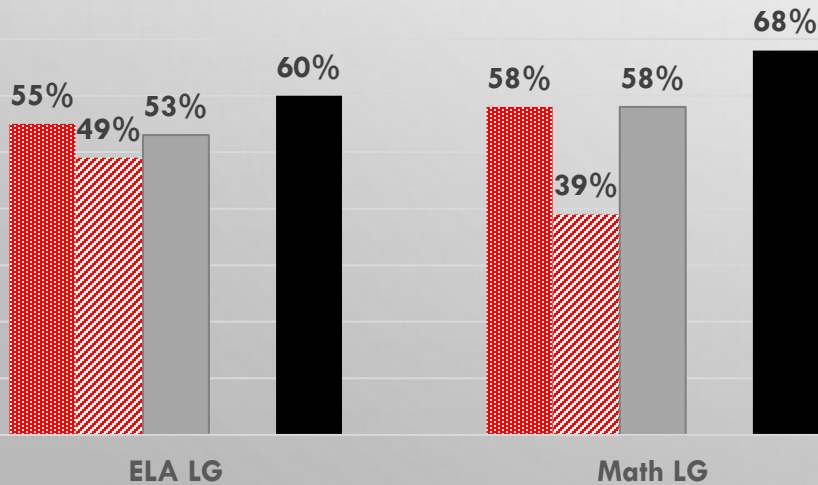
GOAL #2: STUDENT LEARNING GAINS

(LEARNING GAINS WILL NOT BE CALCULATED FOR THE 2022-23 SCHOOL YEAR.)

Increase the percent of students making learning gains on state standardized assessments by 2024.

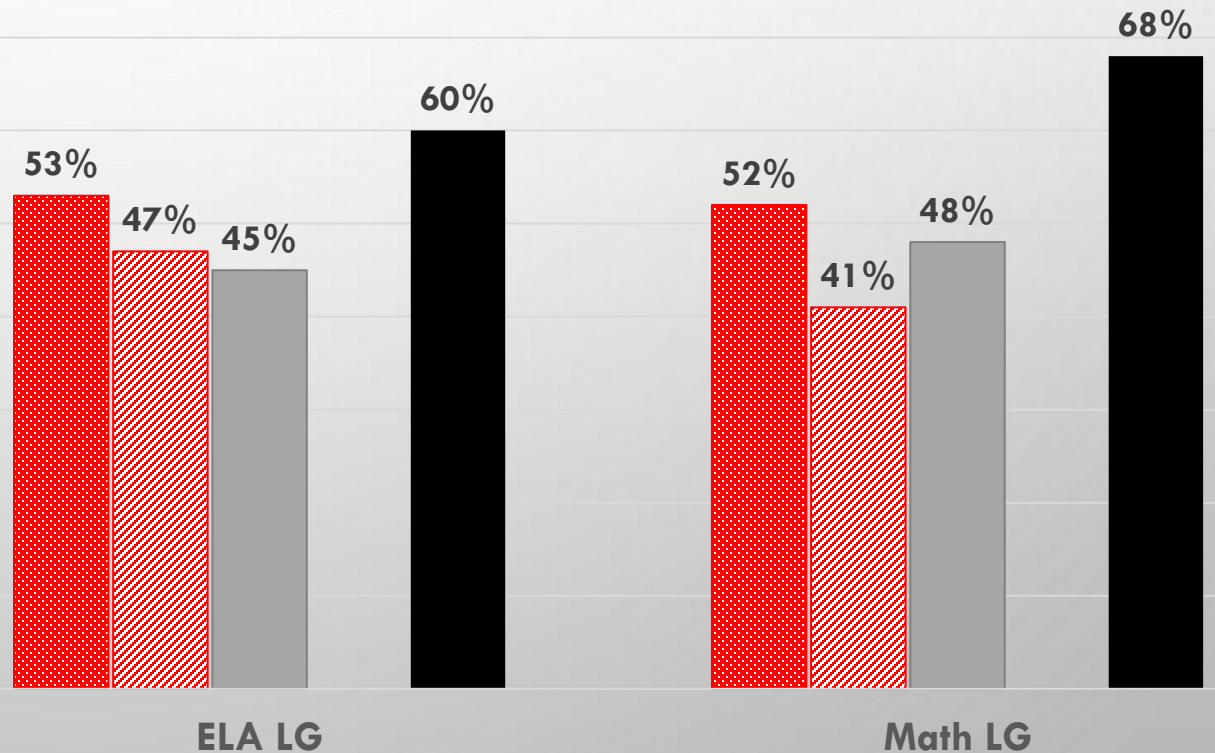
Citrus County's 2024 targets are based on district's historical growth rate from 2016 to 2019. When growth rate is below the State calculation, Citrus County applied the State's 2024 target.

Florida



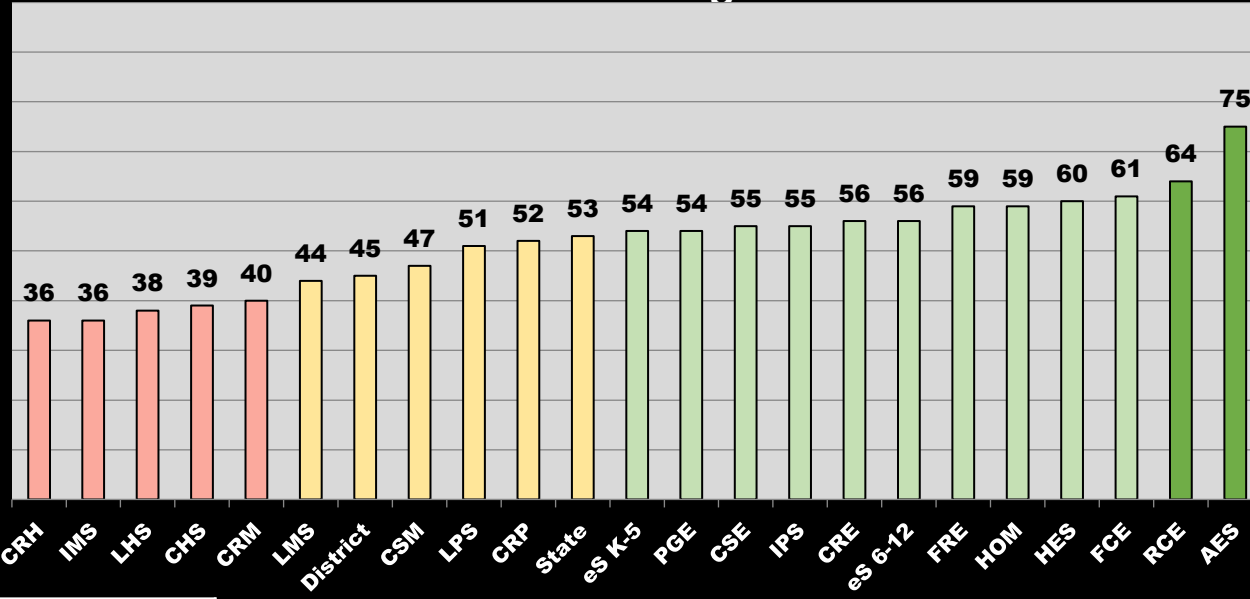
Citrus County

■ 2018-19 Baseline ■ 2020-21 ■ 2021-22 ■ 2024 Target

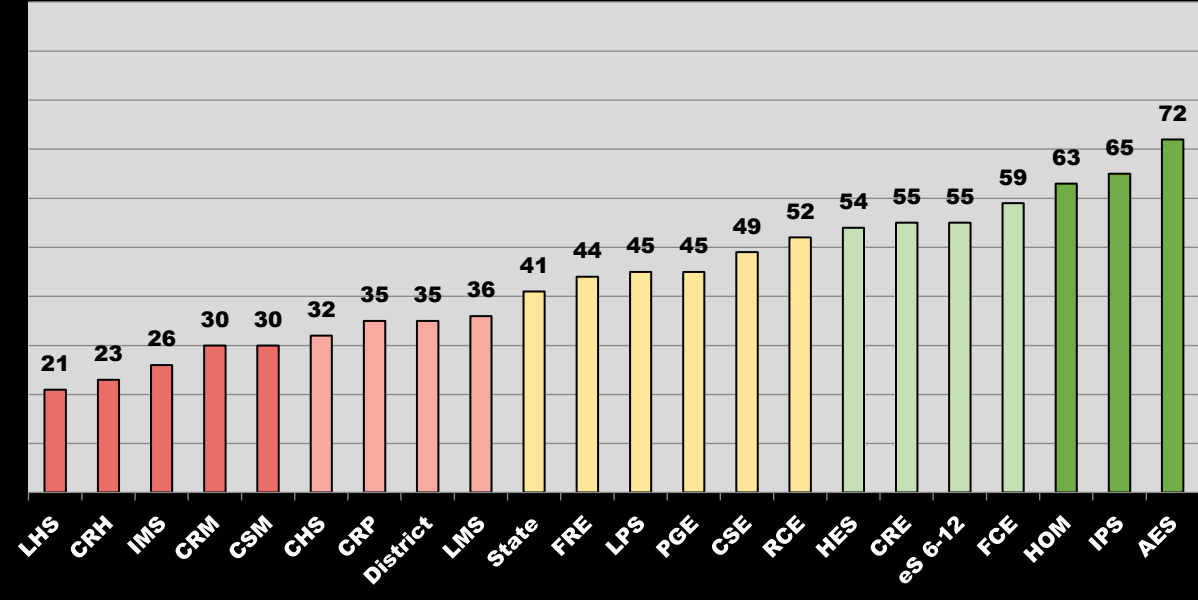


Learning Gains & Bottom Quartile Learning Gains

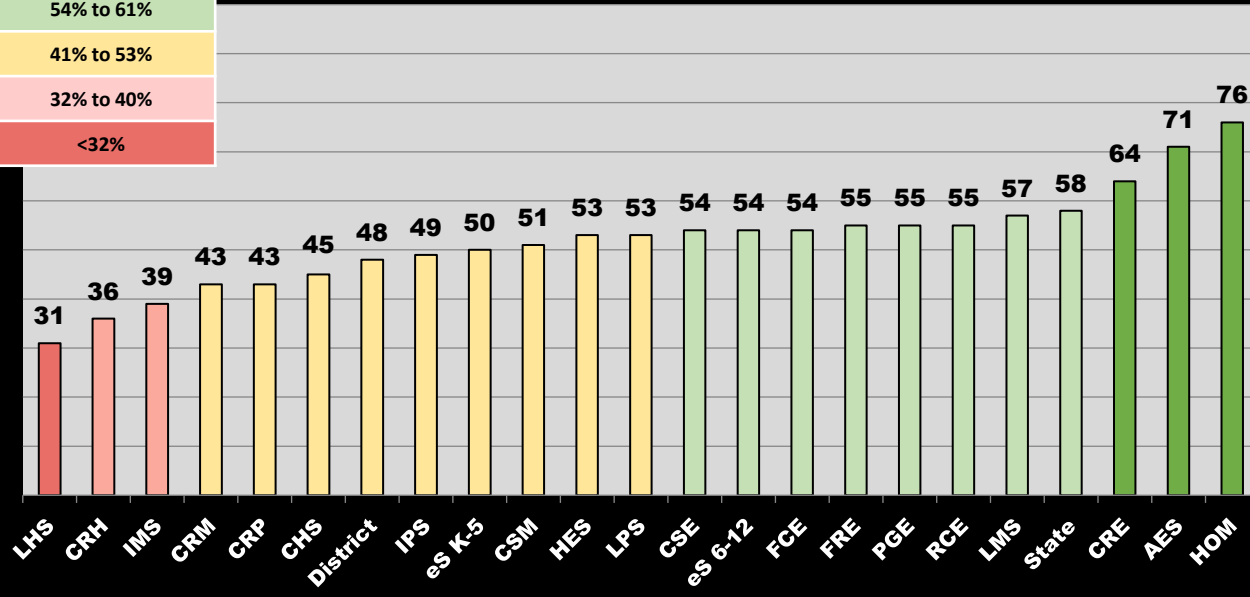
ALL ELA Learning Gains



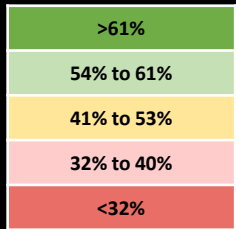
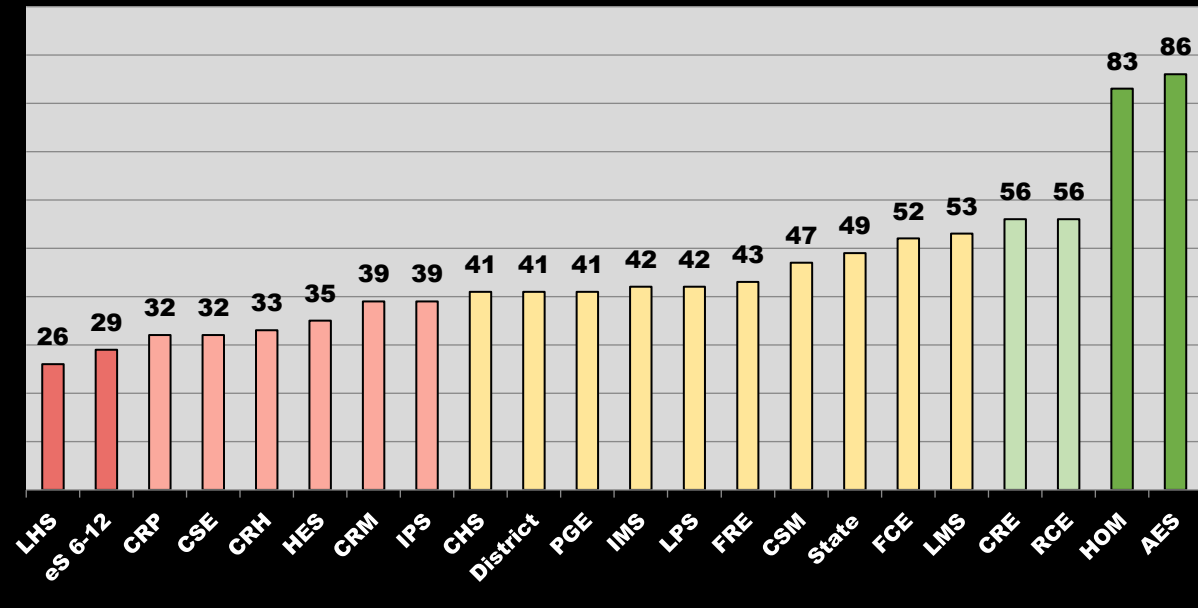
Bottom Quartile ELA Learning Gains



ALL Math Learning Gains



Bottom Quartile Math Learning Gains



GOAL #3: CLOSING THE ACHIEVEMENT GAP- 2021-22

Gap Percentage Points Among Subgroup Proficiency- State vs District

Reduce achievement gap between the percent of students achieving grade-level or above performance in the four core subject areas by subgroup when compared to the state average.

ELA	State	District
African Amer & White	28	23
Hispanic & White	14	5
ED & Non-ED	22	17
SWD & Non-SWD	36	38
ELL & Non-ELL	23	24

Social Studies	State	District
African Amer & White	24	15
Hispanic & White	13	8
ED & Non-ED	17	17
SWD & Non-SWD	33	37
ELL & Non-ELL	26	29

District's achievement gap is better (less) than the state.

District's achievement gap is worse (greater) than the state.

Math	State	District
African Amer & White	31	26
Hispanic & White	16	5
ED & Non-ED	20	16
SWD & Non-SWD	30	34
ELL & Non-ELL	16	11

Science	State	District
African Amer & White	32	34
Hispanic & White	18	9
ED & Non-ED	22	17
SWD & Non-SWD	34	38
ELL & Non-ELL	27	24

Graduation Rate (2020-21)	State	District
African Amer & White	4.7	14.9
Hispanic & White	2.4	2.1
ED & Non-ED	6.8	5.7
SWD & Non-SWD	8.9	19.0
ELL & Non-ELL	4.4	<10

2022 FEDERAL PERCENT INDEX CS&I AND TS&I

The Florida Department of Education will provide support to school districts to reduce the achievement gap by increasing student achievement in CS&I and TS&I schools.

- A school is identified for **Comprehensive Support & Improvement (CS&I)** if it earns a D or F school grade, has an overall Federal Index of 40 percent or less, or has a graduation rate of 67 percent or lower.
- A school that is not identified for CS&I but has an underperforming subgroup (any subgroup with a Federal Index at or below 40 percent), is identified for **Targeted Support & Improvement (TS&I)**.

School Name	2019 ESSA Category	*2021 ESSA Category (if counted)	2022 ESSA Category	Federal Percent of Points Index - All Students	Overall Federal Percent of Points Below 41%?	Graduation Rate at or Below 67%?	Total Number of Subgroups Missing the Target	2022- Subgroups Below 41%
ACADEMY OF ENVIRONMENTAL SCIENCE	TS&I			76	NO		0	
CENTRAL RIDGE ELEMENTARY SCHOOL	TS&I		TS&I	54	NO		2	Multiracial, SWD
CITRUS ESCHOOL 6-12			TS&I	49	NO		2	Black, SWD
CITRUS ESCHOOL K-5			CS&I	40	YES		3	White, SWD, ED
CITRUS HIGH SCHOOL	TS&I		TS&I	49	NO	NO	2	Black, SWD
CITRUS SPRINGS ELEMENTARY SCHOOL	TS&I		TS&I	49	NO		2	Multiracial, SWD
CITRUS SPRINGS MIDDLE SCHOOL	TS&I		TS&I	50	NO		3	Black, SWD, ELL
CREST SCHOOL	CS&I		CS&I	22	YES		3	White, SWD, ED
CRYSTAL RIVER HIGH SCHOOL	TS&I		TS&I	43	NO	NO	4	Black, Multiracial, SWD, ED
CRYSTAL RIVER MIDDLE SCHOOL	TS&I		TS&I	44	NO		3	Black, Hispanic, SWD
CRYSTAL RIVER PRIMARY SCHOOL	TS&I		TS&I	41	NO		5	Black, Hispanic, Multiracial, SWD, ED
CYPRESS CREEK TREATMENT CENTER	CS&I		CS&I	5	YES	YES	2	Black, SWD
FLORAL CITY ELEMENTARY SCHOOL	TS&I			55	NO		0	
FOREST RIDGE ELEMENTARY SCHOOL	TS&I		TS&I	51	NO		3	Black, SWD, ELL
HERNANDO ELEMENTARY SCHOOL	TS&I		TS&I	50	NO		2	Black, SWD
HOMOSASSA ELEMENTARY SCHOOL	TS&I			64	NO		0	
INVERNESS MIDDLE SCHOOL	TS&I		TS&I	43	NO		5	Black, Multiracial, SWD, ED, ELL
INVERNESS PRIMARY SCHOOL			TS&I	48	NO		2	Black, Multiracial
LECANTO HIGH SCHOOL	TS&I		TS&I	48	NO	NO	2	Black, SWD
LECANTO MIDDLE SCHOOL	TS&I		TS&I	52	NO		2	SWD, ELL
LECANTO PRIMARY SCHOOL	TS&I		TS&I	50	NO		2	Multiracial, SWD
PACE CENTER FOR GIRLS	CS&I		CS&I	21	YES		1	ED
PLEASANT GROVE ELEMENTARY SCHOOL			TS&I	50	NO		1	SWD
ROCK CRUSHER ELEMENTARY SCHOOL	TS&I		TS&I	56	NO		2	Black, SWD
SRMI @ RENAISSANCE CENTER	CS&I		CS&I	0	YES	YES	2	White, ED

* Due to COVID-19 pandemic, schools kept the same school identifications as determined in 2019 for the 2020 and 2021 school years.

2022-23 District-Wide Initiatives

- **BEST ELA & Math Standards**
- **NEW FAST Progress Monitoring Process**
- **Supports** (*Virtual Coaching, Tech Time, Remind, BenQ*)
- **Canvas Training & Support**
- **Literacy Leadership Team**
- **Partnership with FDOE State Regional Literacy Directors/RAISE Schools**
- **Math Vertical Alignment Committee**
- **BEST Math Curriculum Implementation**
- **Implement BEST ELA Curriculum adopted in 2022**
- **Observation Tool Redesign**
- **K-12 District-Wide Walkthrough Tools**
- **District-Provided Tiered Support for Schools**
- **Best Practices in Inclusive Education (BPIE)**
- **Sonday System (dyslexia)**
- **Summer School Expansion**
- **Weekly Collaborative Planning**
- **Teacher Induction Program (TIP)**

- **Best Tech Practices for Productivity, Efficiency, Collaboration to build organizational change**
- **Content Area Leadership Training (ELA/Math- BEST)**
- **Potential Leadership Program (PLP)**
- **Administrator Mentors**
- **SAC Training/Professional Learning**
- **Discipline Professional Learning**
- **Apple Certified Teachers & Coaches**

ALL



Elementary



- **Early Childhood:**
 - *Young 5 Program*
 - *Kindergarten Paraprofessionals*
 - *Early Childhood Committee*
- **Integrated Literacy Framework** (*small group, UDL*)
- **iReady** (*extended support*)
- **Science of Reading Training**
- **Reading Intervention: Lexia**
- **Aligned Curriculum Process**
- **Accelerated Math 3rd Grade Course**
- **After-School Tutoring (K-3)**
- **RAISE & ESSA Subgroups- State Literacy Director Support**
- **Elementary SRMI (Gr 4-5)**
- **Best Practices Handbook for Teachers (via Canvas)**
- **Science- Departmentalization & Formative Assessments**
- **Book, Line, & Thinkers!**

- **Learning Focused Approach- Max Thompson (Middle)**
- **Interventions:** IXL, Lexia, Achieve, ALEKS
- **Middle School After-School Enrichment Program**
- **Post-secondary achievement**
 - *Monitor FASFA, Bright Futures*
- **Acceleration**
 - *Expand certifications to non-CTE courses (Ducks Unlimited)*
 - *Accelerated Math Courses (6th & 7th)*
 - *Increase Ag certification in Middle Schools*
 - *Increase CTE Opportunities: CHS (Construction); CRHS (EKG & Vet-Tech); LHS (Welding)*
 - *ASVAB opportunities*
 - *Skyward Monitoring Practices*
- **Graduation Rate**
 - *Summer School; After-School Tutoring*
 - *In-District ACT-NCR & SAT-CR (state-provided)*

Leadership



Secondary

